


GRAND RIVER | SOLUTIONS

Conducting Fair and Thorough Trauma- Informed Investigations

Meet Your Facilitator



Chantelle Cleary Botticelli, J.D.
Director of Strategic Partnerships
and Client Relations

Chantelle Cleary Botticelli is a nationally-recognized subject-matter expert in Title IX and related fields. She has more than 15 years of experience in the investigation and adjudication of sexual and interpersonal violence. She lectures extensively at universities and conferences throughout the U.S. on Title IX, VAWA, harassment, and implementation of best and emerging practices. Prior to joining Grand River Solutions, Chantelle served as the Director for Institutional Equity and Title IX at Cornell University, and before that as the Assistant Vice President for Equity and Compliance and Title IX Coordinator at the University at Albany. In these roles, she provided direct, hands-on experience in the fields of Title IX, civil rights, employment law, and workplace and academic investigations. Her responsibilities included focusing on diversity efforts, sexual assault prevention and training, affirmative action, and protecting minors on campus.

Meet Your Facilitators



Chantelle Cleary Botticelli, J.D.

She/Her/Hers

Director of Strategic Partnerships
and Client Relations



Pari Le Golchehreh

She/Her/Hers

Senior Solutions Specialist

About Us

Vision

We exist to help create safe and equitable work and educational environments.

Mission

Bring systemic change to how school districts and institutions of higher education address their Clery Act & Title IX obligations.

Core Values

- Responsive Partnership
- Innovation
- Accountability
- Transformation
- Integrity

Day One Agenda

1

Title IX's Requirements

2

**The Proper Application of
Trauma Informed Practices**

3

**The Importance of Understanding
the Potential Impact of Trauma**

4


**Developing an Investigative
Strategy**

5

Investigative Interviews: Part 1



Title IX's Requirements



01



Title IX of the Education Amendments Act of 1972

"No person in the United States shall, on the basis of sex, be excluded from participation in, be denied the benefits of, or be subjected to discrimination under any education program or activity receiving Federal financial assistance." 20 U.S.C. § 1681 (1972).

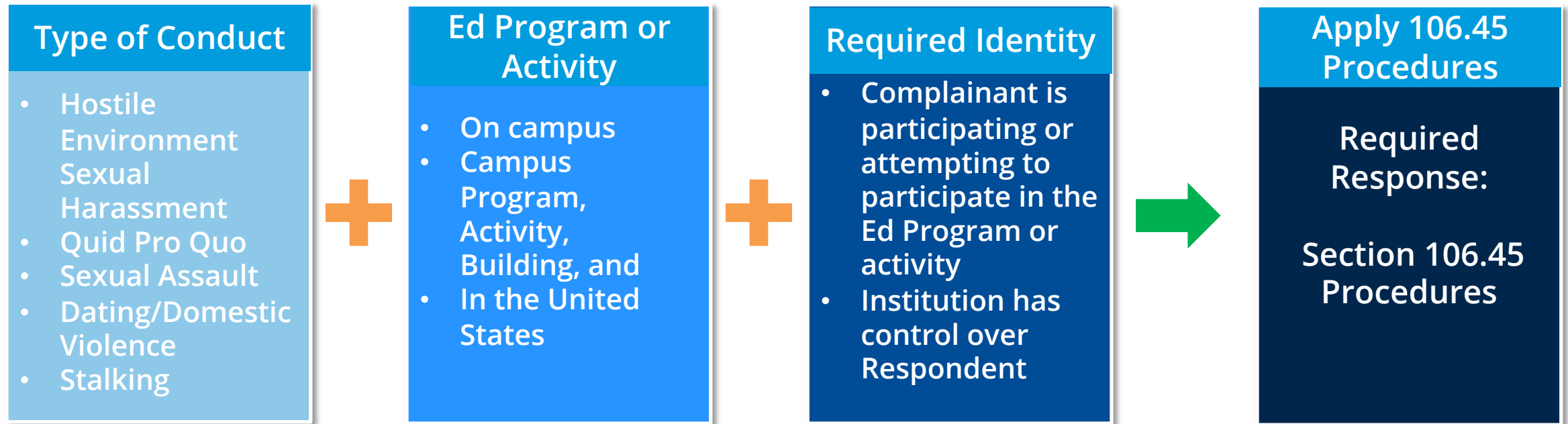
The Title IX Regulations

Sexual Harassment Only



1. Narrows the definition of sexual harassment;
2. Narrows the scope of the institution's educational program or activity;
3. Narrows eligibility to file a complaint;
4. Develops procedural requirements for the investigation and adjudication of sexual harassment complaints, only.

Title IX Application Post May 2020 Regulations



Procedural Requirements for Investigations



Notice TO BOTH PARTIES



Equal opportunity to present evidence



An advisor of choice



Written notification of meetings, etc., and sufficient time to prepare



Opportunity to review all directly related evidence, and 10 days to submit a written response to the evidence prior to completion of the report



Report summarizing relevant evidence and 10 day review of report prior to hearing



Notice Requirements

Notice of the allegations, including sufficient details known at the time and with sufficient time to prepare a response before any initial interview. Sufficient details include:

the identities of the parties involved in the incident, if known,


the conduct allegedly constituting sexual harassment under § 106.30,

and the date and location of the alleged incident, if known.

The written notice must include a statement that the respondent is presumed not responsible for the alleged conduct and that a determination regarding responsibility is made at the conclusion of the grievance process.

The written notice must inform the parties that they may have an advisor of their choice, who may be, but is not required to be, an attorney, under paragraph (b)(5)(iv) of this section, and may inspect and review evidence under paragraph (b)(5)(vi) of this section.

The written notice must inform the parties of any provision in the recipient's code of conduct that prohibits knowingly making false statements or knowingly submitting false information during the grievance process



Advisor of Choice During the Investigation

The advisor can be anyone, including an attorney or a witness.

Institutions cannot place restrictions on who can serve.

Institutions can create rules and guidelines for participation in the investigation

No specific training required.





Written Notification of Meetings and Sufficient Time to Prepare





Equal Opportunity to Present Evidence



Evidence Review

Parties must have equal opportunity to inspect and review evidence obtained as part of the investigation that is directly related to the allegations raised in a formal complaint.

10 days to provide a written response.




Investigative Report and Review




After reviewing and considering the comments on the evidence, the investigator will generate a report that summarizes the relevant evidence.

That report will be shared with the parties and the parties will have another opportunity to respond in writing.

The hearing must occur at least 10 days after the release of the final report.





—

“Directly
Related” and
“Relevant
Evidence”

Directly Related Evidence

Regulations do not define “Directly Related” Evidence.

Preamble states it should be interpreted using its plain and ordinary meaning.

Term is broader than:

- “all relevant evidence” as otherwise used in Title IX regulations, and
- “any information that will be used during informal and formal disciplinary meetings and hearings” as used in Clery Act

Includes evidence upon which the school does not intend to rely in reaching a determination regarding responsibility and inculpatory or exculpatory evidence whether obtained from a party or other source.

“Relevant” Evidence

The Department declines to define “relevant”, indicating that term “should be interpreted using [its] plain and ordinary meaning.”

See, e.g., Federal Rule of Evidence 401
Test for Relevant Evidence:

“Evidence is relevant if:

- (a) it has any tendency to make a fact more or less probable than it would be without the evidence; and
- (b) the fact is of consequence in determining the action.”

Evidence That is Not “Relevant”

“Questions and evidence about the complainant’s sexual predisposition or prior sexual behavior are not relevant,

- unless such questions and evidence about the complainant’s prior sexual behavior are offered to prove that someone other than the respondent committed the conduct alleged by the complainant, or
- if the questions and evidence concern specific incidents of the complainant’s prior sexual behavior with respect to the respondent and are offered to prove consent.”

“require, allow, rely upon, or otherwise use questions or evidence that constitute, or seek disclosure of, information protected under a legally recognized privilege, unless the person holding such privilege has waived the privilege.”

Physical and mental health records and attorney-client privileged communications would fit within scope of this prohibition.

Who Decides?

Department emphasizes repeatedly in Preamble that investigators have discretion to determine relevance at this stage of the process.

- Subject to parties' right to argue upon review of "directly related" evidence that certain information not included in investigative report is relevant and should be given more weight.

Investigators will have to balance discretionary decisions not to summarize certain evidence in report against:

- Each party's right to argue their case, and
- Fact that decisions regarding responsibility will be made at hearing, not investigation stage.





The Investigator



Can be the Title IX Coordinator, although that is disfavored.



The Investigator may not be a decision maker.



Must be trained in accordance with the requirements in the regulations.



Must conduct the investigation in an impartial manner, avoiding bias/pre-judgment, and conflicts of interest.



The Requirement of Impartiality



Section 106.45(b)(1)(iii)

The grievance process must require that any individual designated by the recipient as Title IX Coordinator, investigator, decision maker, or facilitator of informal resolution not to have a conflict of interest or bias


1. For or against complainants or respondents generally, or
2. An individual complainant or respondent

What Constitutes Bias?

Conduct a fact-specific, objective inquiry based in common sense to determine bias.

Includes:

- Decision-making that is grounded in stereotypes
- Different treatment based on a person's sex or other protected characteristic
- A decision based on something other than the facts




Impermissible Bias

Making a decision, determination, or finding that is based on something other than the evidence and specific facts of the case.



Conflict of Interest





Avoiding Prejudgment of the Facts

Requires that the Title IX professional refrain from making a judgement on individual facts, the allegations, or whether a policy violation occurred until they have had the opportunity to consider all of the evidence.

An Impartial Investigation is...

Not influenced by bias or conflict of interest.

Committed to decisions based on an objective view of the facts and evidence as you know them and as they evolve.

Truth seeking, not "your truth" confirming.

Trauma Informed Practices

In the preamble, the Department permits the use of trauma informed practices and recognizes that trauma informed practices can be used in an impartial and non-biased manner.

Trauma informed practices must be applied equally to all genders.



The Proper Application of Trauma Informed Practices



02

Trauma informed practices provide tools/techniques for interviewing and engaging with the Complainant, Respondent, and Witnesses.



Format/Structure of the Interview



Format of Questions



Approach to Clarification

Trauma Informed Practices are Designed to:

01

Encourage thorough and complete investigations

02

Assist with recollection

03

Assist with recounting

04

Reduce potential for false information

05

Minimize unnecessary re-traumatization

06

Reduce Bias

Misapplication of Trauma Informed Practices

**It is a misapplication
of trauma informed
principles to allow
potential evidence of
trauma to:**

1. Influence the interpretation of a specific item of evidence;
2. Substitute for missing evidence;
3. To serve as a justification for not doing a full and thorough investigation;
4. Cause a biased belief in the veracity of one or more party.



The Importance of Understanding the Potential Impact of Trauma



03

Trauma

An event that is experienced as terrifying, horrifying, or threatening and that is coupled with an actual or perceived lack of control.

Examples of Events that Might Trigger a Traumatic Response

Sexual Assault

Physical Assault
by a Stranger


Physical Assault
by an Intimate
Partner

A Car Accident

Accident that
causes serious
injury or death

Robbery

Significant
medical event



When trauma occurs, there are very real changes in brain function that may affect a person's ability to make memory and to recount their experience.

Common Characteristics of Disclosures by a Trauma Brain

Inconsistent

Non-linear

Fragmented


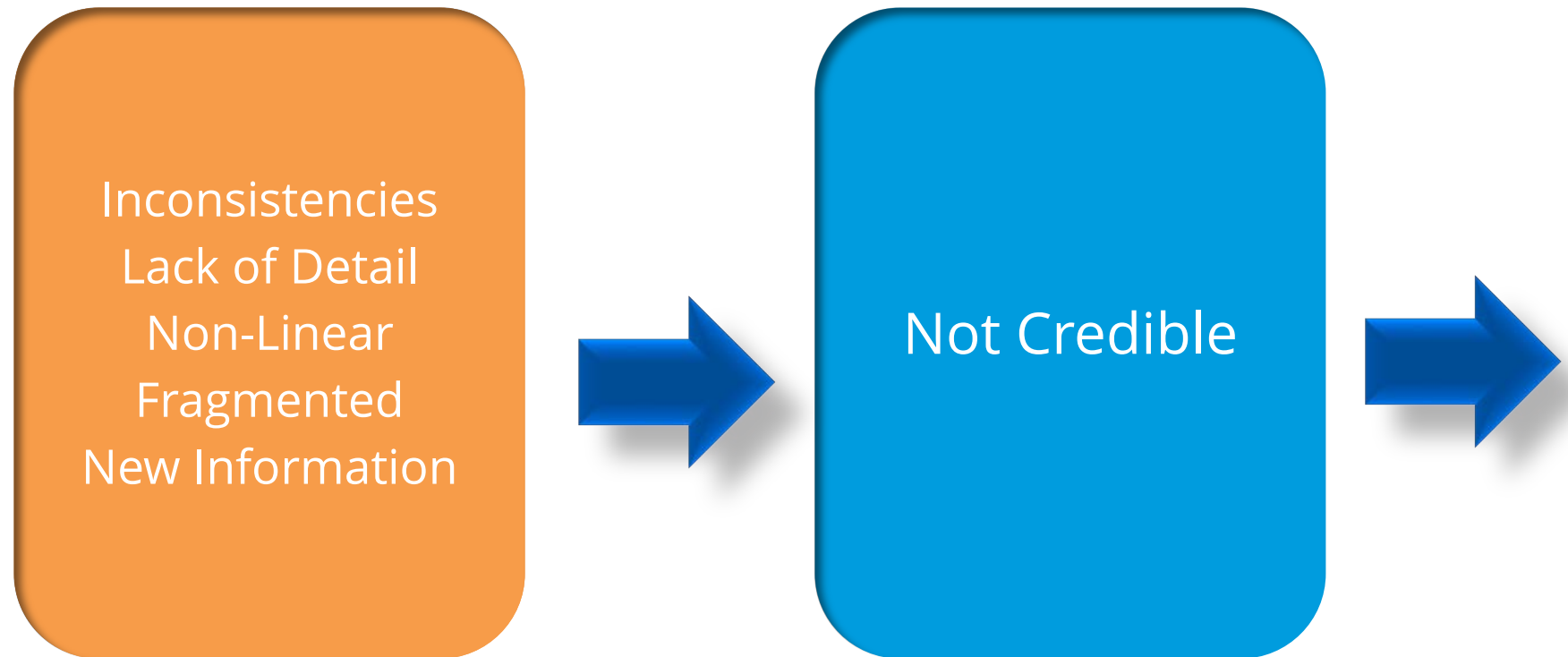
Lack of detail

New information


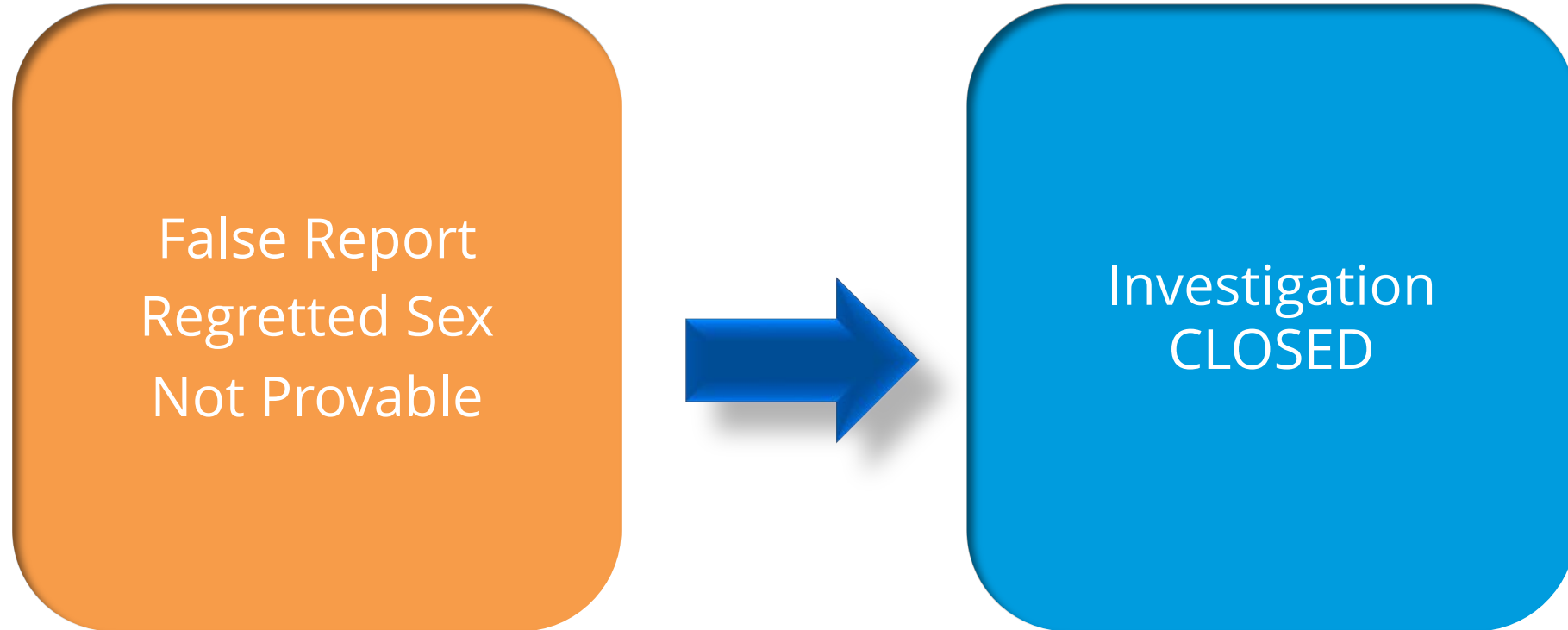
Affect is unexpected



Historically, the seemingly inconsistent behaviors that frequently accompany disclosures of sexual assault and interpersonal violence resulted in the belief that the victim was being dishonest.



The Historical Conclusion...




When an investigator uses “trauma informed” tools, they are less likely to:



CONCLUDE, WITHOUT A THOROUGH INVESTIGATION, THAT THE REPORTING INDIVIDUAL IS NOT CREDIBLE



ASK QUESTIONS OR MAKE DECISIONS FOUNDED IN BIAS



CAUSE ADDITIONAL HARM



JEOPARDIZE FUTURE REPORTING



The Future


An understanding of trauma and its potential impact should encourage investigators to keep an open mind, and it should prevent investigators from immediately interpreting seemingly inconsistent behaviors with deception. An understanding of trauma provides another explanation for these seemingly inconsistent behaviors.

This is essential to a fair and thorough investigation.

When presented with the following characteristics in a disclosure,

Inconsistencies
Lack of Detail
Non-Linear
Fragmented
New Information

An investigator who understands trauma will....





Continue their investigation.



Developing an Investigative Strategy



04

Essential Steps of an Investigation



Review Notice of Allegations and Formal Complaint



Initial Interviews



Evidence Collection



Evidence Review



Additional Evidence Collection/Follow Up Interviews



Report Writing

Understand the Scope of the Investigation



Review the Notice of Allegations
and the Formal Complaint



Ask questions if unsure

Identify the Claims and What Needs to be Proven

- What will the decision maker be asked to decide?
- What does the formal complaint allege?
- What are the elements of each act of prohibited conduct alleged?

Rape. The penetration, no matter how slight, of the vagina or anus, with any body part or object, or oral penetration by a sex organ of another person, without the consent of the victim.

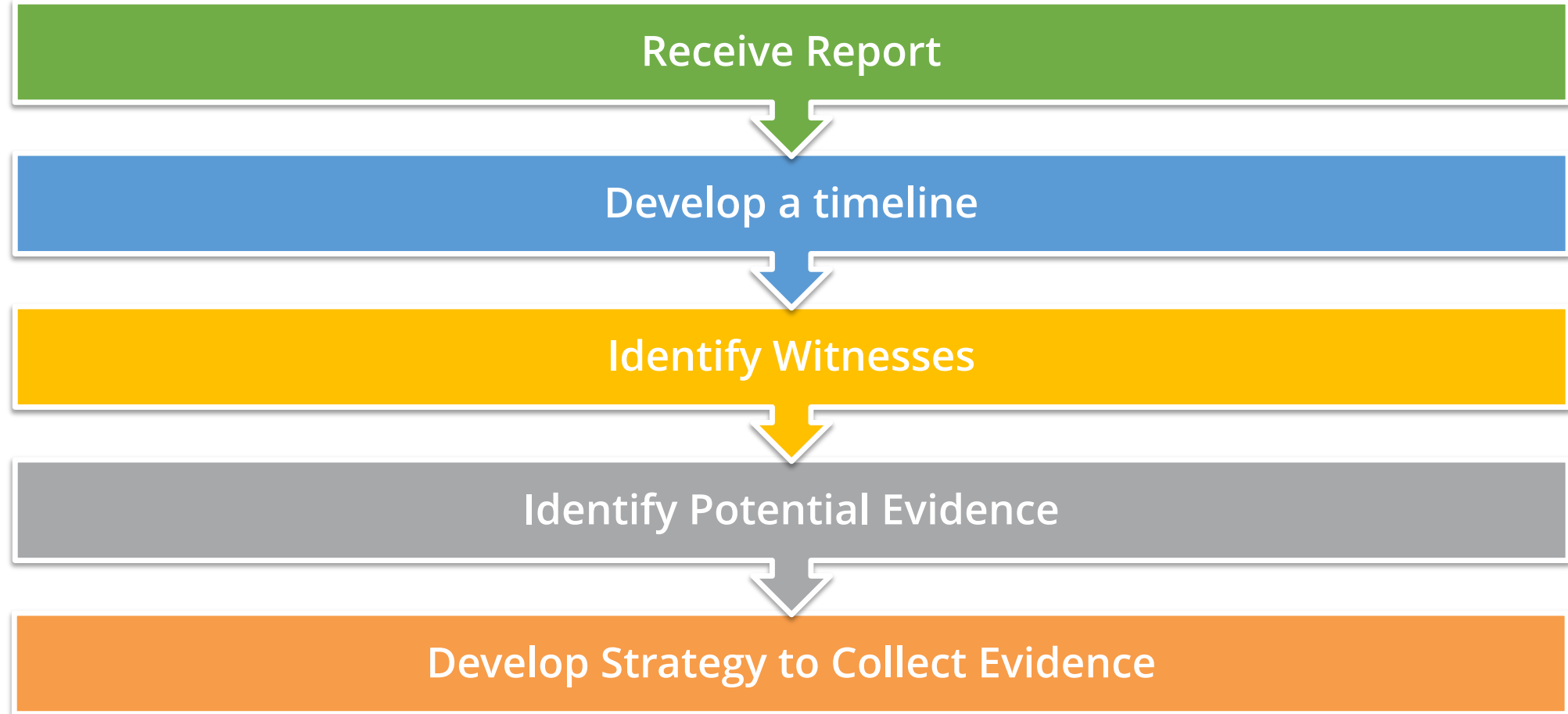
1. Did Respondent penetrate Complainant's vagina or anus?
2. Without Complainant's affirmative consent?
 1. What is the ground for lack of consent
 1. Did respondent fail to seek and obtain Complainant's affirmative consent?
 2. Did Respondent force Complainant?
 3. Did Respondent coerce Complainant?
 4. Was Complainant incapacitated and therefore incapable of consent?

Stalking. Engaging in a course of conduct directed at a specific person that would cause a reasonable person to:
Fear for the person's safety or the safety of others; or
Suffer substantial emotional distress.

1. Did Respondent engage in a course of conduct?
2. Was that course of conduct directed at Complainant?
3. Would Respondent's conduct cause a reasonable person to either
 1. Fear for their safety or the safety of others, or
 2. Suffer substantial emotional distress

The Process

Developing an Investigative Strategy




Investigation Timeline

Prior History

- Between the Parties?
- Of the Parties?

Incident

- Consent?
- Type of Contact?
- Injuries?



Pre-Incident

- Communications?
- Interactions?
- Conduct?

Post Incident

- Behaviors?
- Communications?




The Importance of Organization



Investigative Interviews

05



Interview Objectives



Connect

Build rapport
Build trust
Empower




Listen

Allow interviewee to
share their experience




Clarify

Understand what you
have heard
Seek additional
information



Evidence Preservation

Text Messages
Photographs
Names and contact info
for witnesses



Prior to the Interview



Secure an appropriate meeting location



Allow for enough time to conclude the meeting



If interviewing a party, inform them of their right to have an advisor present.



Prepare for the meeting

Areas of focus?

Other evidence?

Go back review what you have



Provide Written Notice of the Meeting

Advise the parties/witnesses that you will be collecting evidence

Set Expectations

What they should expect of you

- That you are neutral
- That you will listen, what they are saying is important to you
- That you will keep the information they share private
- What you will do with recording/notes
- That you may have to ask difficult questions
- Patience, respect, and appreciation
- This will not be their only opportunity to speak with you
- Prepare the parties for follow up interviews and the “shift”

What you expect of them

- Honesty
- That they will seek clarity if needed (give them permission to do so)
- That they wont guess or fill in blanks

How do we...



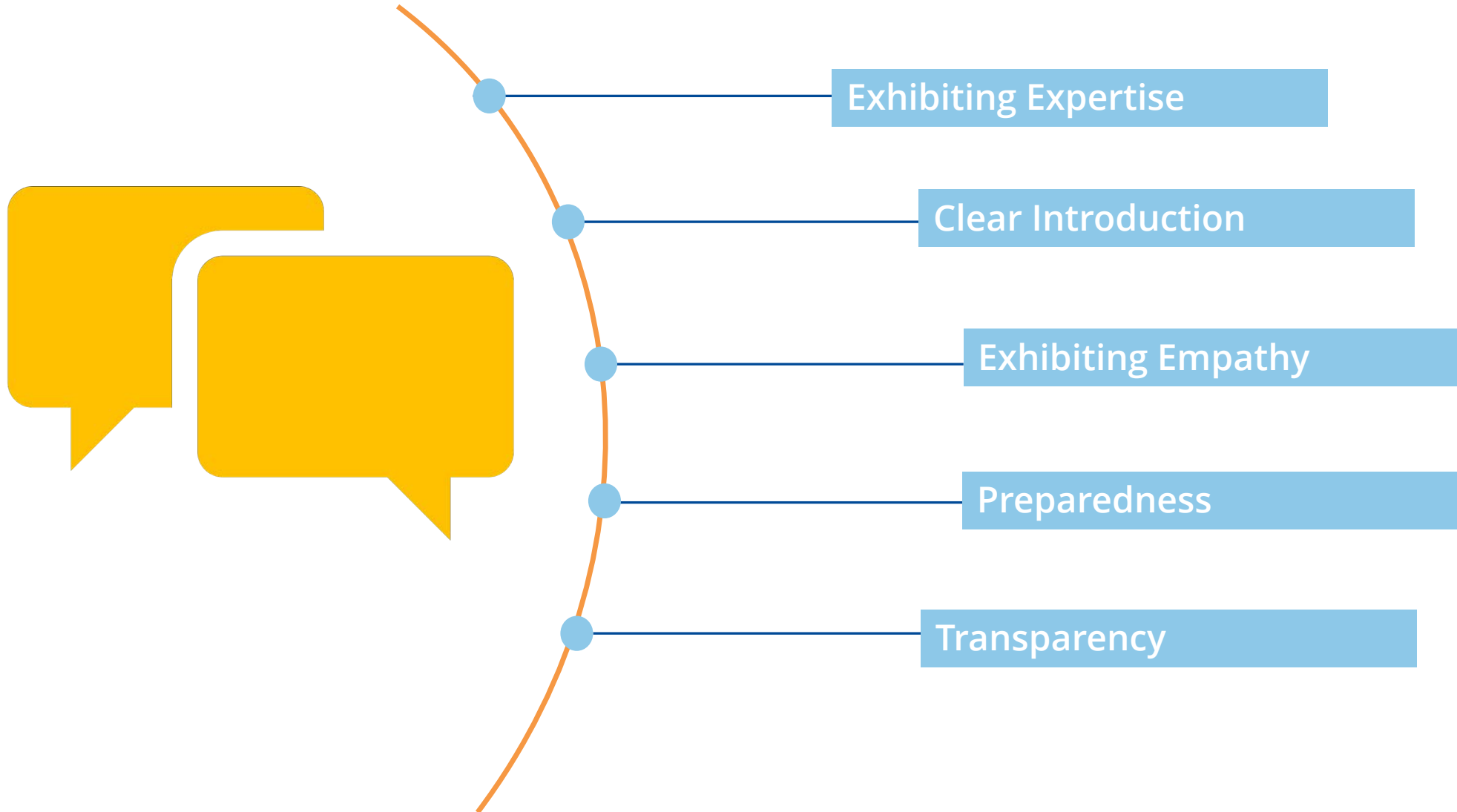
Build Rapport
and Trust?



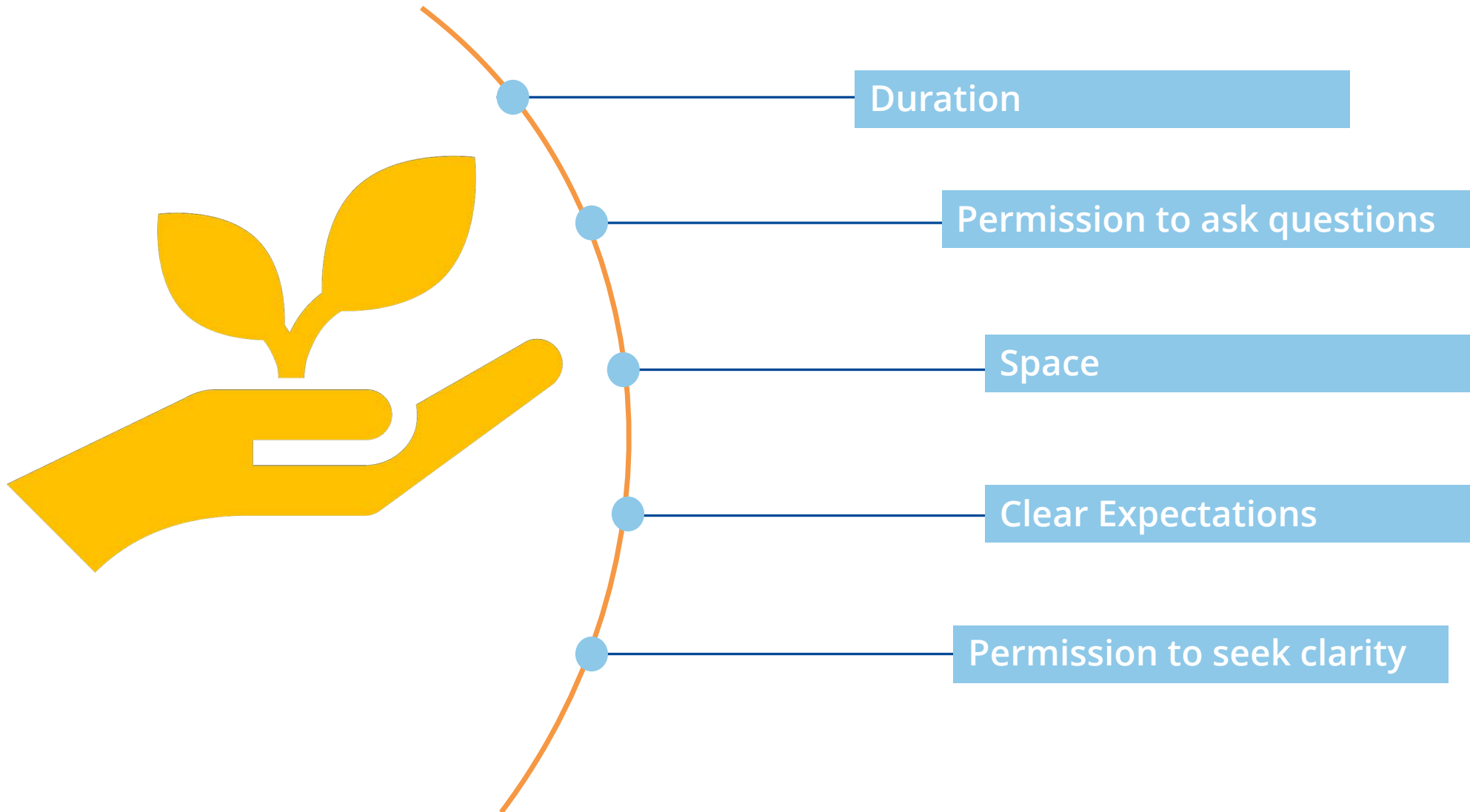
Empower?




Rapport and Trust



Empowerment



Investigative Interviews



Start the interview by eliciting a narrative...

Help me understand your experience?

Start where you are comfortable and share what you are able to remember.

Allow the person to speak uninterrupted. This takes patience.

What are you able to tell me about your experience?



Next, ask questions that are intended to clarify and more deeply explore the information and details provided by the person in their narrative.

Do Ask:

- Interview for clarification
- Help me understand?
- Can you tell me more about...?
- Is there anything else you can share about...?

Avoid:

- Interrogation
- Questions that blame
- Questions that imply doubt
- Leading questions



Capture the Entire Experience

- Ask about the physical and emotional reactions to the incident.
- Conclude with very open-ended questions:
 - What was the most difficult part of this experience for you?
 - Is there something that stands out/that you just can't stop thinking about?
 - Is there anything more that you would like me to know?

The Before

At some point during the interview, it is also important to explore the prior history, if any, between the complainant and the respondent, and the history of the parties, individually.

And The After

It is also important to explore the events following the incident. Oftentimes, the best evidence is produced after the incident.

- The parties' psychological reactions
- Changes in behavior
- Witnesses to the psychological reaction
 - "Has anyone expressed concern about you since the assault?"
- Communication/contact between the complainant and respondent

Day Two Agenda

1

**Investigative Interviews
(continued)**

2


**Evidence Collection and
Assessment**

3

**The Investigative Report and
Record**




Quick Review!





Investigative Interviews: Continued



01

Throughout the Interview



Explain your questions, especially the difficult ones.

How much did you drink? What they hear: this is your fault because you were drinking.



Do not ask leading questions.



Watch your tone.



Do not rush.



LISTEN!!!!!!!!!!



Pay attention to and document information that might lead to additional evidence.



Document questions asked. Especially when a response is not provided.

At the Conclusion of the Interview



Discuss submission of evidence.



Explain statement review process.



Explain next steps in the process.



Keep the lines of communication open.



Review available support, privacy requirements,
and prohibition against retaliation.

After the Interview: Actions



Memorialize the Interview in writing.

Notes
Summary
Transcript



Provide opportunity for the party or witness to review it.



Provide opportunity for party or witness to provide a response.



Incorporate the response.

A Note About Witness Summaries



The reader of any report should not know of the investigator's presence in the report; for example, report should not say "I then asked . . ."



Use interviewee's words and put the words in quotes if it is their words



Avoid conclusory words, or words that suggest that the investigator has an opinion about the information offered

After the Interview: Reflection



Reflect.



Is there something you missed or forgot to ask?



Do you need clarity on any of the information shared?



Has this interview revealed additional evidence that you want to explore or collect?



Has evidence of additional policy violations been shared?

Follow Up Interviews



Seek clarification

Explore inconsistencies

Explore contradictory evidence

Explore difficult issues

Opportunity to respond

Follow Up Interview Approach

1

Explain the purpose of the follow up.

2

Set the stage for the topics you will be covering.

3

Prepare the interviewee for "the shift."

4

Do not avoid asking the hard questions.

The “Hard” Questions

Details about the
sexual contact

Seemingly
inconsistent
behaviors

Inconsistent
evidence/information

What they were
wearing

Alcohol or drug
consumption

Probing into reports
of lack of memory

How to Ask the Hard Questions

Lay a foundation for the questions.

- Explain why you are asking it
- Share the evidence that you are asking about, or that you are seeking a response to

Be deliberate and mindful in your questions:

- Can you tell me what you were thinking when....
- Help me understand what you were feeling when...
- Are you able to tell me more about...

What Questions Do You Have for Quinn?



Casey and I have been friends for a few weeks. On Friday night, we were hanging out alone in my room, watching a movie. We started to make out, and I was ok with that. After making out for a while, Casey started touching me down there. Then Casey tried to have sex with me. Casey knew that I didn't want to have sex but kept trying anyway. Casey was being really coercive, and so I just went along with it. Casey raped me and I want Casey to be held accountable.



What Questions Do You Have for Barri?

“

When I got to the party, I was already lit. I kept letting Marc get me drinks anyway. At some point, I just kinda don't remember anything. And then I woke up in Marc's bed and it was morning. I had all my clothes on, but I know someone had sex with me. I could feel it. I just wanted to go, so I did. Before I left Marc woke up and tried to talk to me but I wasn't hearing it. He looked guilty and I could tell he felt bad

”

What Questions Do You Have for Colin?




Pat and I have been together for about a month and have been intimate for the last two weeks. We went out with my friends on Friday night and Pat got really drunk. At some point we ran into my ex and Pat was really jealous, so we left. When we got back to my place, I thought things were fine. We started hooking up and all of a sudden Pat's mood changed. Pat got really aggressive and choked me. He was so angry and I was so scared.





Evidence Collection and Assessment



02



Evidence

“Something (including testimony, documents, tangible objects) that tends to prove or disprove the existence of an alleged fact; anything presented to the senses and offered to prove the existence or non-existence of a fact.”

Black’s Law Dictionary

Types of Evidence

Direct Evidence

- Evidence that is based on personal knowledge or observation and that, if true, proves a fact without inference or presumption.

Circumstantial Evidence

- Evidence based on inference and not on personal knowledge or observation.

Corroborating Evidence

- Evidence that differs from but strengthens or confirms what other evidence shows

Evidence

Testimony

Text Messages

Social Media
Posts and
messages

Emails

Surveillance

Videos

Photographs

Police Body
Camera
Footage

Swipe Records

Medical
Records

Phone Records

Audio
Recordings

Evidence Collection



Identify the items of evidence that you would like to obtain.



Develop an intentional strategy for obtaining that evidence.



Overcome barriers to evidence collection.



Considerations about collecting certain types of evidence.

A Thorough Investigation

is more than evidence collection

Evaluating the Evidence

Is it relevant?

Is the evidence important, or of consequence, to the fact-finding process?



Is it authentic?

Is the item what it purports to be?



Is it credible/reliable?

Is the evidence worthy of belief and can the decision maker rely on it?



What weight, if any, should it be given?

How important is the evidence to the fact-finding process?

A Thorough Investigation Permits the Decision Maker to Assess




Relevance



Credibility



Reliability



Authenticity



Weight

“Relevant” Evidence

The Department declines to define “relevant”, indicating that term “should be interpreted using [its] plain and ordinary meaning.”

See, e.g., Federal Rule of Evidence 401 Test for Relevant Evidence:

“Evidence is relevant if:

- (a) it has any tendency to make a fact more or less probable than it would be without the evidence; and
- (b) the fact is of consequence in determining the action.”

Evidence That is Not “Relevant”

“Questions and evidence about the complainant’s sexual predisposition or prior sexual behavior are not relevant,

- unless such questions and evidence about the complainant’s prior sexual behavior are offered to prove that someone other than the respondent committed the conduct alleged by the complainant, or
- if the questions and evidence concern specific incidents of the complainant’s prior sexual behavior with respect to the respondent and are offered to prove consent.”

“require, allow, rely upon, or otherwise use questions or evidence that constitute, or seek disclosure of, information protected under a legally recognized privilege, unless the person holding such privilege has waived the privilege.”

Physical and mental health records and attorney-client privileged communications would fit within scope of this prohibition

Assessing Relevance

Why Does it Matter?

Unsure about the relevance about a particular item of evidence? Ask the person who has proffered it.

Character Evidence

Polygraph evidence

Opinion Evidence



Opinion Evidence

When might it be relevant?

How do you establish a foundation for opinion evidence so that the reliability of the opinion can be assessed?

Opinion Evidence: Try it!

You are investigating an allegation that Casey had sex with Taylor when Taylor was incapacitated. You interview several witnesses, one of whom made the following statement:

“I got to the party pretty late, and Taylor was already lit.”

“Taylor was wasted. Like totally messed up. There is no way they could have given permission for sex”



Assessing Authenticity

Investigating the products of the Investigation



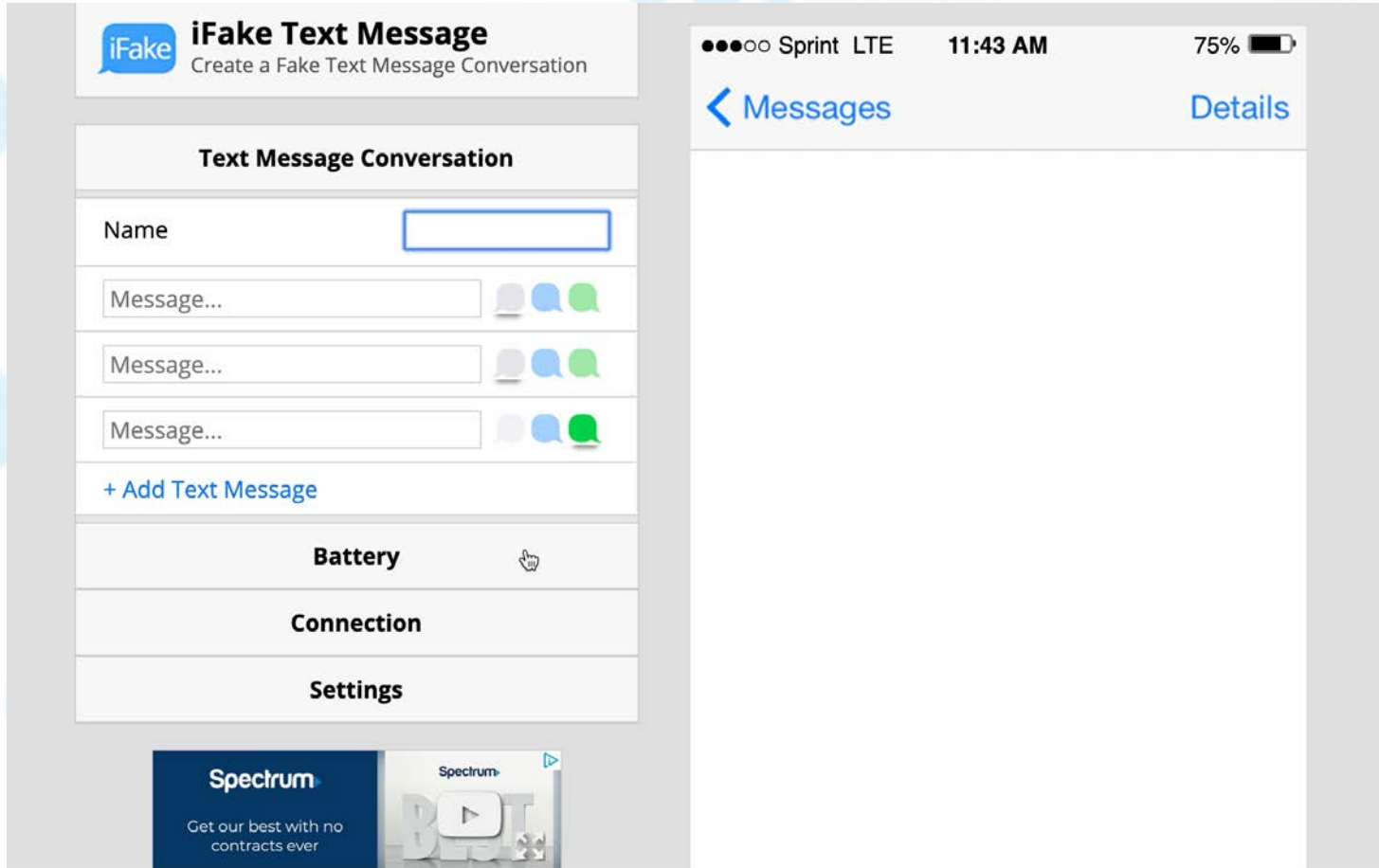
Never assume that an item of evidence is authentic.



Ask questions, request proof.



Investigate the authenticity if necessary.



iFake Text Message

Create a Fake Text Message Conversation

Text Message Conversation

Name

Message... 

Message... 

Message... 

[+ Add Text Message](#)

Battery 

Connection

Settings

Spectrum
Get our best with no contracts ever

●●●● Sprint LTE 11:43 AM 75% 

[← Messages](#)

[Details](#)



Is it authentic?



QUESTION THE
PERSON WHO
OFFERED THE
EVIDENCE



HAVE OTHERS
REVIEW AND
COMMENT ON
AUTHENTICITY



REQUEST
ORIGINALS



OBTAIN
ORIGINALS FROM
THE SOURCE



ARE THERE OTHER
RECORDS THAT
WOULD
CORROBORATE?

Assessing Credibility and Reliability

No formula exists, but consider the following:

Opportunity to view

Ability to recall

Motive to fabricate

Plausibility

Consistency

Character, background, experience, and training

Coaching

Bias

Barriers to Evidence Collection

Non-Participating Parties

Uncooperative Witnesses

Uncooperative Advisors

Identity of party or witness unknown


Refusal to share materials

Materials lost or no longer accessible

Difficult topics



The Investigative Report and Record



03

At the conclusion of the investigation, we must create an investigative report that fairly summarizes relevant evidence.



Relevancy Standard

Relevant Evidence

- “Evidence is relevant if:
- (a) it has any tendency to make a fact more or less probable than it would be without the evidence; and
- (b) the fact is of consequence in determining the action.”

Irrelevant Evidence

- Prior sexual history of complainant, with two exceptions
- Legally recognized and un-waived privilege.
- Records related to medical, psychiatric, psychological treatment

Who Decides?


Department emphasizes repeatedly in Preamble that investigators have discretion to determine relevance

- Subject to parties' right to argue upon review of "directly related" evidence that certain information not included in investigative report is relevant and should be given more weight

Investigators will have to balance discretionary decisions not to summarize certain evidence in report against:

- Each party's right to argue their case, and
- Fact that decisions regarding responsibility will be made at hearing, not investigation stage

Redactions



Additional Requirements



Share the report with the parties and their advisors



In electronic format or hard copy



At least 10 days prior to the hearing

The Purpose of the Report

To allow for advance Review

To allow for advance Preparation

- By the Decision Maker
- By the Parties

Reduce likelihood of bias in final outcome

Intended Recipients

The Parties

The Advisors

The Decision Maker

The Appeal Panel

Other Recipients?

Friends of
the parties

Parents

Law
enforcement

Attorneys

Judges

Media

Social media

Essential Elements

Intentionally organized to enhance comprehension

Factually accurate

Concise


Without editorial or opinion

Consistent format

Report and Evidence File



Summary of the
Evidence



Compilation of the
Evidence

The Evidence File



Compilation of the evidence



organized intentionally and consistently



Divided into Appendices



Is attached to the report



Includes a procedural timeline

Examples of Appendices



Appendix A

Contains all of the party/witness testimony (e.g., transcripts, statements summaries, etc.) that the investigator deems relevant



Appendix B

Contains all of the documentary evidence (e.g., text messages, SANE reports, photographs, etc.) that the investigator deems relevant



Appendix C

Contains the remaining evidence deemed irrelevant by the investigator, but that is directly related to the allegations in the formal complaint



Appendix D

The procedural timeline



Structure of the Report



Overview of the Investigation

Statement of Jurisdiction

Identity of Investigators

Objective of the Investigation and the Investigation Report

Prohibited Conduct Alleged

Witnesses

Evidence Collected

Summary of Evidence

Conclusion



Report Structure Overview

In this section, provide a very brief overview of the case. Include:

- the names of the parties,
- the applicable policy(ies)
- the prohibited conduct alleged,
- the date, time, and location of the conduct,
- a brief description of the alleged misconduct



Report Structure

Statement of Jurisdiction

1. Cite Jurisdictional Elements

2. State all grounds for Jurisdiction



Report Structure

Identify Investigators

1. Identify the investigators by name

2. Investigator's training belongs in file, not in report



Report Structure

Objective of the Investigation & Report

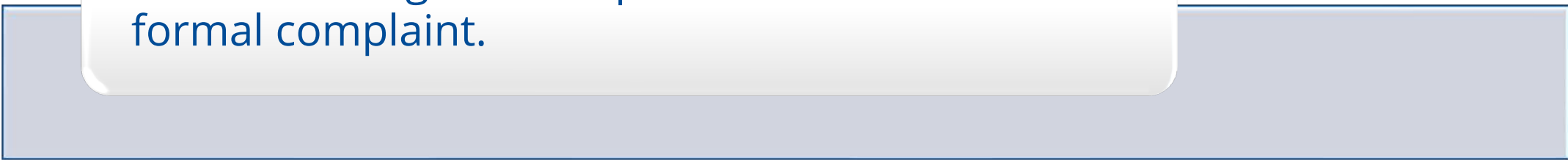
1. This language should mirror the language in your policy or procedures.
2. State the objective of the investigation
3. Briefly state that all procedural steps were followed
4. Describe the purpose of the report.



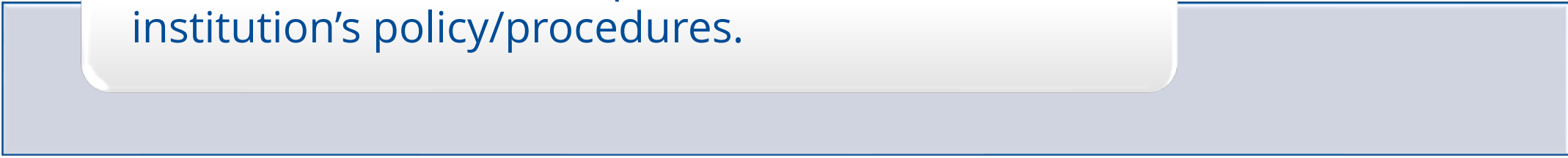
Report Structure

Prohibited Conduct Alleged

1. List the allegations of prohibited conduct in the formal complaint.



2. Include definitions of prohibited conduct from institution's policy/procedures.



Report Structure

List Witnesses

List those witnesses that were interviewed

List witnesses that were identified, but not interviewed

Simple List

Detailed List

Example of a Detailed List

Witness Name	Witness identified by:	Information offered
John Doe	Reporting Party	Mr. Doe is the Reporting Party's best friend. He was with the Reporting Party the night of the reported incident.
Jane Doe	Investigators	Jane Doe is the Responding Party's roommate. It is believed that she saw the Reporting Party leave the Responding Party's residence immediately following the reported incident.



Report Structure

Evidence Collected

The final Title IX regulations require that all evidence obtained as part of the investigation that is directly related to the allegations in the formal complaint be shared with the parties and “made available at any hearing to give each party equal opportunity to refer to such evidence during the hearing including for the purposes of cross-examination.”

In this section, list the Evidence or Refer to Appendices



Report Structure

Summary of Evidence

In this section, include a summary of all relevant evidence. This section can be organized in several ways. It is important that, however organized, the evidence is summarized clearly and accurately, and without opinion or bias. In this section, the writer should cite the evidence and information in the Appendices.

Report Structure

Conclusion

In this section, summarize next steps in the process, including any procedural pre-requisites for moving the matter forward to a hearing.

Thank you!

Send Feedback



Email Us

info@grandriversolutions.com

Follow Us



[@GrandRiverSols](https://twitter.com/GrandRiverSols)



[Grand River Solutions](https://www.facebook.com/GrandRiverSolutions)



©Grand River Solutions, Inc., 2022.
Copyrighted material. Express permission
to post training materials for those who
attended a training provided by Grand River
Solutions is granted to comply with 34
C.F.R. § 106.45(b)(10)(i)(D). These training
materials are intended for use by licensees
only. Use of this material for any other
reason without permission is prohibited.

