

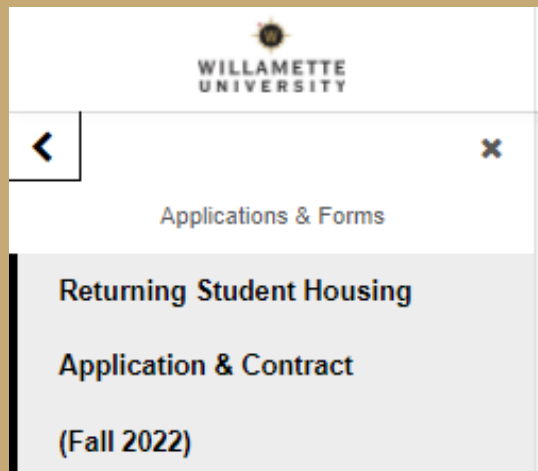
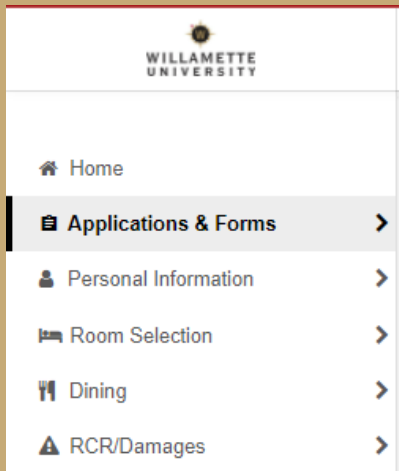
What's Inside this Guide?

What's Inside this Guide?	1
Returning Student Housing Application & Housing Contract	1
Renters Insurance Option in Housing Application	2
Pre-Selection Processes.....	3
Accessible Education Services (AES) Approved Accommodations [Pre-Selection Process].....	3
Renew Existing University Placement (RE-UP) Process [Pre-Selection Process].....	3

Returning Student Housing Application & Housing Contract

Completing the Returning Student Housing Application and signing the Housing Contract is the very **FIRST** phase students need to complete to gain access to all of the other phases of Housing Selection Process.

Apply: 1.) Log into the [Bearcat BnB Portal](#) **2.)** Select Applications & Forms and then select “Returning Student Housing Application & Housing Contract” **3.)** Be sure to complete the supplement contract questions after electronically signing contract.



Priority Deadline: Friday, March 29th




Selecting a space: Students will select their space during scheduled timeframes depending on their credits earned and their semesters living on campus:

- April 25: Rising Seniors *(6 semesters lived-on and 61-92 credits earned)*
- April 26: Rising Juniors *(4 semesters lived-on and 21-60 credits earned)*
- April 27: Rising Sophomores *(2 semesters live-on and up to 21 credits earned)*
- April 28: All Remaining Students

Roommates: Students will be able to form a roommate group with other students who also apply for Returning Student Housing Selection between **March 31st and April 15th**.

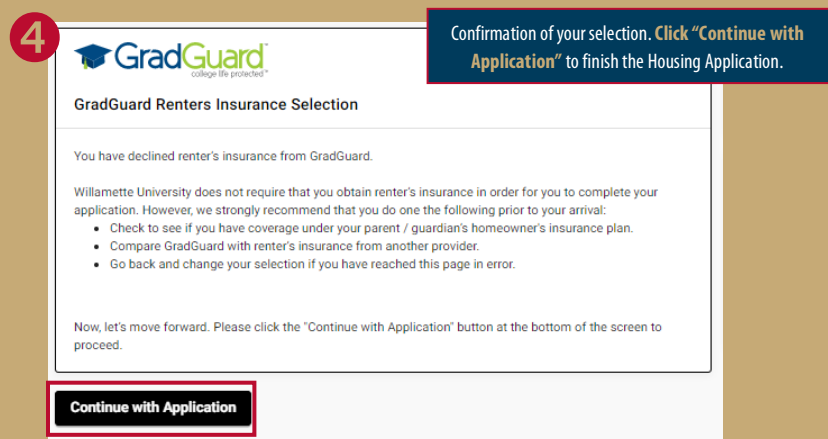
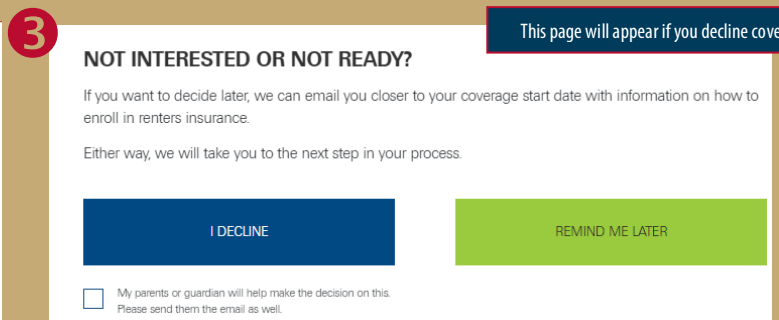
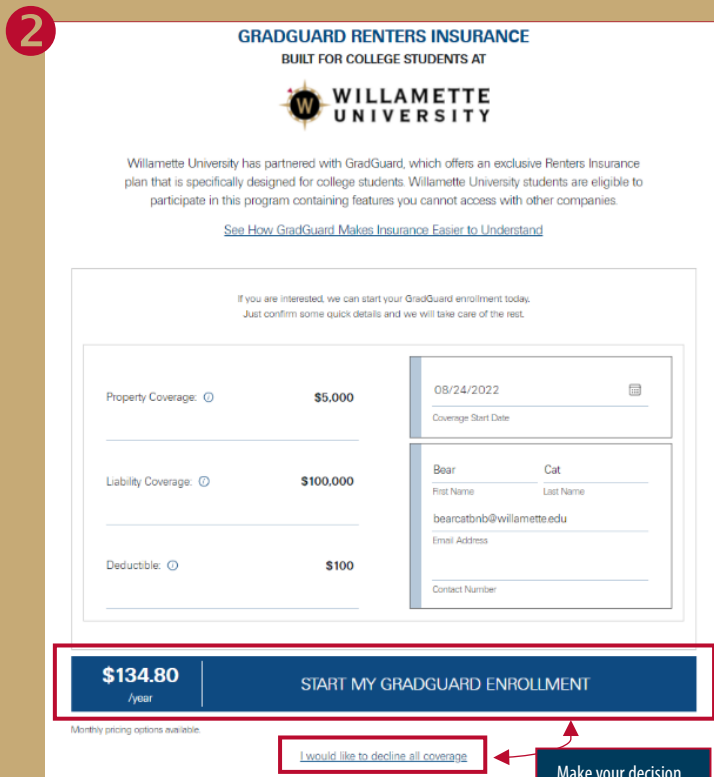
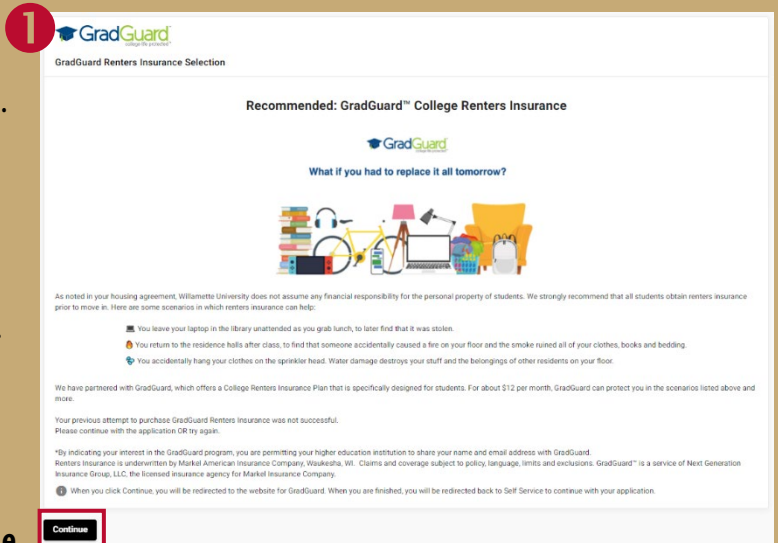
Renters Insurance Option in Housing Application

As noted in your housing contract, Willamette University does not assume any financial responsibility for the personal property of students. We strongly recommend that all students obtain renters insurance prior to move in. Here are some scenarios in which renters insurance can help:

-  You leave your laptop in the library unattended as you grab lunch, to later find that it was stolen.
-  You return to the residence halls after class, to find that someone accidentally caused a fire on your floor and the smoke ruined all of your clothes, books and bedding.
-  You accidentally hang your clothes on the sprinkler head. Water damage destroys your stuff and the belongings of other residents on your floor.

We have partnered with **GradGuard**, which offers a College Renters Insurance Plan that is specifically designed for students. For about \$12 per month, GradGuard can protect you in the scenarios listed above and more.

- After electronically signing your Housing Contract, you will be brought to the GradGuard (Renters Insurance) section of the housing application (**image #1 on your right**). Click **“Continue”**.
- You will be redirected to the GradGuard website (**image #2 below**) where you will need to make a decision. If you are interested, you will need to enter your information and Click **“Start My GradGuard Enrollment”**.
- If you determine that you’re not interested or not ready, Click the **“I would like to decline all coverage”** link at the bottom of the page and you will be prompted with a final **“Not Interested or Not Ready”** page (**image #3 below**). Make the appropriate selection for you. *Be sure to check the box, “My parent or guardian to help make the decision on this.” if you need to consult with them.*
- Finally, you will be presented with a page, confirming your selection (**image #4 below**). Click **“Continue with Application”** to be redirected back to the Bearcat BnB portal to continue with your housing application.



Pre-Selection Processes

Pre-Selection Processes take place prior to housing selection which means that students complete the requirements for the respective pre-selection process by the established deadline and are assigned prior to housing selection. Pre-Selection Processes for this year are the **Accessible Education Services (AES) Approved Accommodations** and **Renew Existing University Placement (RE-UP)**.

Accessible Education Services (AES) Approved Accommodations [Pre-Selection Process]

Students who currently have Accessible Education Services (AES) approved housing accommodations will be contacted via email by the Office of Residence Life and Housing to confirm their plans for next year. All **new requests** or **changes to previous requests** must be submitted to AES by **March 29, 2022**.

Renew Existing University Placement (RE-UP) Process [Pre-Selection Process]

Residents who currently live in Kaneko or Westside & Cornerstone and would like to stay in the same room or apartment next year in eligible RE-UP spaces may elect to Renew their Existing University Placement (RE-UP) for the next academic year. All students who are currently living in Kaneko or Westside & Cornerstone as well as prospective students who are pulled into RE-UP spaces **must be continuing/rising juniors with at least four semesters in residence or continuing/rising seniors with at least six semesters in residence**.

The RE-UP Housing Application and Agreement will be available in the Bearcat BnB Portal during the last week of March. **RE-UPing is an option, not a requirement.** Students who do not wish to RE-UP would just participate in the regular housing selection process at their designated start date and time.

Criteria for RE-UP Process for Kaneko apartments:

- Kaneko 2-bedroom apartments need at least 1 current resident to RE-UP, plus the new resident(s) to fill the unit.
- Kaneko 4-bedroom apartments need at least 2 current residents to RE-UP, plus the new resident(s) to fill the unit.

Steps for Completing RE-UP Process:

1. Complete Returning Student Housing Application & Housing Contract by **March 29th** (**all** returning and new roommates)
2. Complete RE-UP Application & Agreement by **April 11th** (**all** returning and new roommates)
3. Form a Roommate Group by **April 11th** (**all** roommates must mutually accept each other)
4. Assign roommates to RE-UP space* (*one of the current residents of the desired RE-UP unit*)

**RE-UP Assignment Process will take place during the week of April 18th. Specific date will be confirmed when RE-UP Application & Agreement is made available.*

If the student(s) who secured the apartment by RE-UPing decide to cancel their housing contract prior to the Fall semester, then the new residents who were invited in to fill the unit may not retain it and will be reassigned. The unit will be made available to the next group on the wait list.

What if my roommate and I do not want to live together next year but we both want to keep the unit and bring in a separate set of new roommates? Who has priority over the room?

Students can only participate in the RE-UP process if all the returning students (who complete a returning student housing application and contract for the following year by the priority deadline) living in the RE-UP unit complete the RE-UP application and agreement. **If there is a disagreement (i.e. there is no consensus on which students are being pulled in to the RE-UP unit), no one will be able to participate in the RE-UP process and all of the roommates of the RE-UP unit will need to go through the housing selection process and pick a space based on their selection timeslot.**