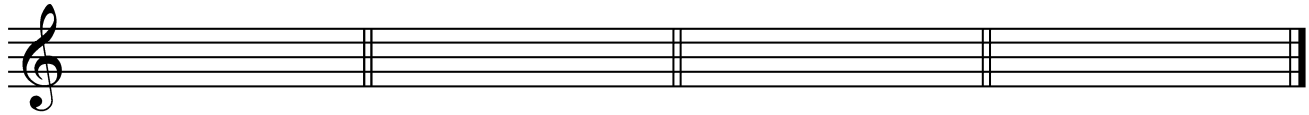


MUSIC THEORY ASSESSMENT

PART I: WRITTEN SKILLS

KEY SIGNATURES

1. Write the correct key signature for each of the following major and minor keys.




A major

g minor

B major

b minor



f minor




c# minor

Ab major

G major

SCALES

2. Write these scales ascending and descending. Be sure to observe clef changes.
 - (a) Using the correct key signature, write the major scale that has a key signature of three sharps;
 - (b) Using the correct key signature, write the minor scale that has a key signature of four flats, harmonic form:
 - (c) Using the correct key signature, write the minor scale that has a key signature of one sharp, melodic form.



INTERVALS

3. Write the intervals indicated above the given note. In the space next to it, write the inversion and name it. The first is done as an example. M=Major; m=minor; A=augmented; d=diminished.

M3 #6 P5 M2

m7 m6 d5

4. Write the intervals indicated below the given note. In the space next to it, write the inversion and name it. The first is done as an example. M=Major; m=minor; A=augmented; d=diminished.

P4 P5 m3 M3

A4 M6 M7

TRIADS

5. Form the triads indicated on the following roots. The first is done as an example. M=Major; m=minor; A=augmented; d=diminished.

M m d M A

PART II: AURAL SKILLS

1. You will hear two pitches, the first of which is given below. Write the second note of each pair as it is played on the piano. It is not necessary to notate the rhythm.






2. Listen to and identify the following triads as Major (M), minor (m), diminished (d), or augmented (A).

(a) _____

(b) _____

(c) _____

3. You will hear three rhythmic phrases, each two measures in length. Notate them on the staves below in the meter indicated.



4. Notate the melody of the tune, *Frère Jacques*, in the key of G major. Begin with quarter notes.

